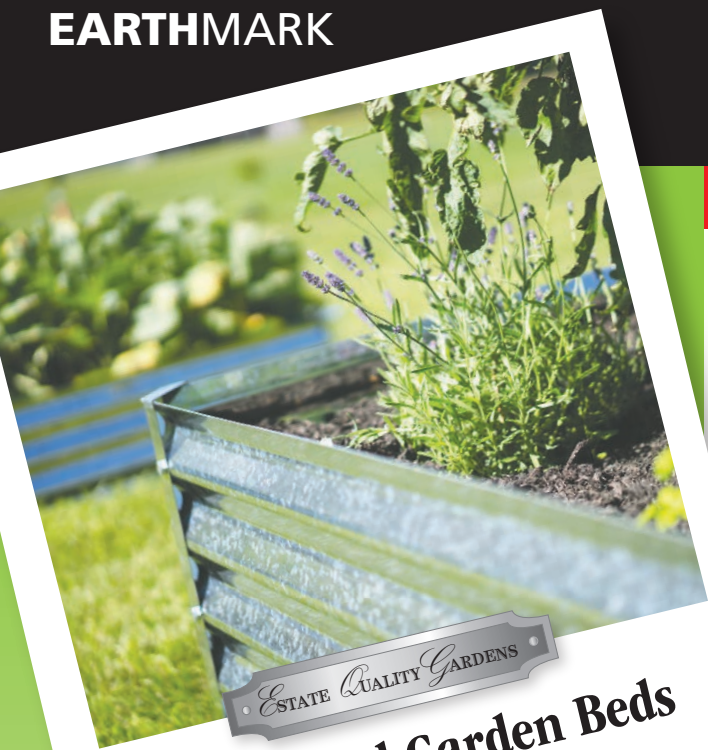




**EARTHMARK**



ESTATE QUALITY GARDENS

# Galvanized Garden Beds

**30**

Assembles in 30 Min

*Raised beds help concentrate water and nutrients, and are easier to weed and maintain.*

Will not warp, crack, split or rot like wood beds

Insect and pest resistant

Light weight and strong

Easy to assemble

Distinctive, long lasting galvanized steel

Modular system grows with your garden and landscaping needs

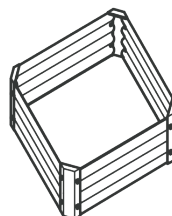
## Low Garden Bed Series

- Low beds require less soil to fill
- Ideal for shallow root plants, greens and annuals
- Available in 3 extendable sizes

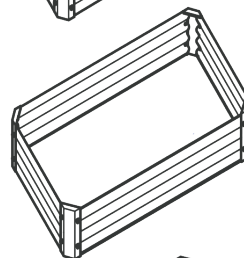
### BAJO SERIES

**10"**

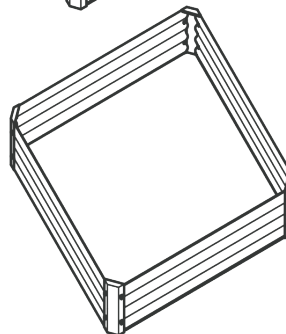
**Square Planter**  
22" x 22"  
MGB-L021



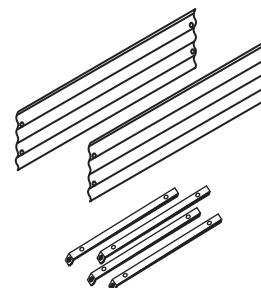
**Rectangular Bed**  
22" x 40" (1'10" x 3'4")  
MGB-L022



**Square Bed**  
40" x 40" (3'4" x 3'4")  
MGB-L023



**Bajo Extension Set**  
MGB-L024



Extension sets extend the length of any bed by 36" increments

Extension set cross braces are adjustable to fit 22" or 40" wide beds

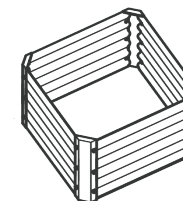
## High Garden Bed Series

- High beds require less bending and are easier to maintain
- Ideal for deep root plants and perennials
- Available in 3 extendable sizes

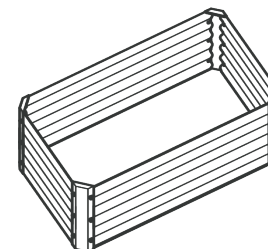
### ALTO SERIES

**17"**

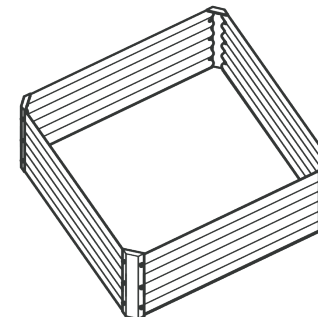
**Square Planter**  
22" x 22"  
MGB-H041



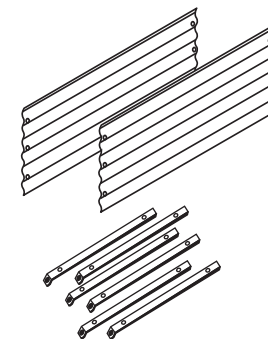
**Rectangular Bed**  
22" x 40" (1'10" x 3'4")  
MGB-H042



**Square Bed**  
40" x 40" (3'4" x 3'4")  
MGB-H043



**Alto Extension Set**  
MGB-H044



Extension sets extend the length of any bed by 36" increments

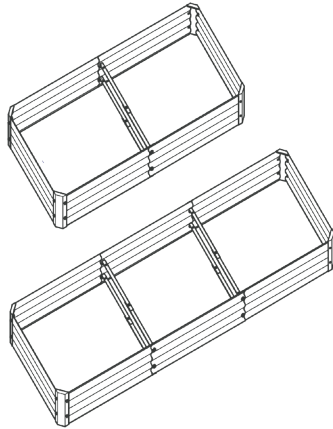
Extension set cross braces are adjustable to fit 22" or 40" wide beds

## Garden Bed Combinations

- Extension sets can be used to make larger garden beds
- Modular system allows you to configure a variety of layouts

**The Bajo Extension Set can be used to increase the length any 10" bed by 36" increments**

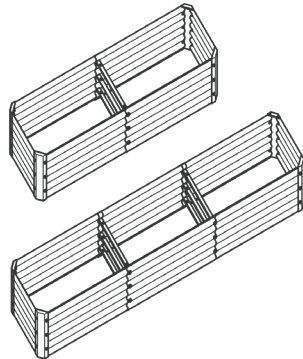
Add one extension to form a 76" (6'4") long bed \*Shown here on a 40" wide bed



Add two extensions to form a 112" (9'4") long bed \*Shown here on a 40" wide bed

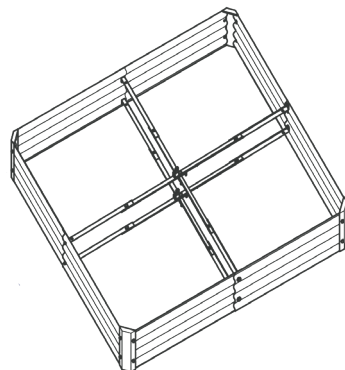
**The Alto Extension Set can be used to increase the length of any 17" bed by 36" increments**

Add one extension to form a 76" (6'4") long bed \*Shown here on a 22" narrow bed



Add two extensions to form a 112" (9'4") long bed \*Shown here on a 22" narrow bed

Two extension sets can be combined with one 40"x40" bed to form a large 76"x76" (6'4") square bed \*Additional bracing required

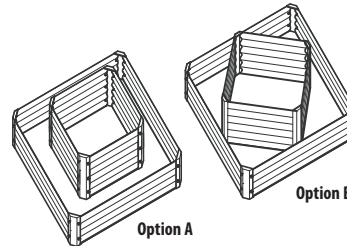


## Garden Bed Arrangements

- Mix and match sizes and heights
- Different sizes can be stacked for layered gardens
- Be creative! The possibilities are endless!

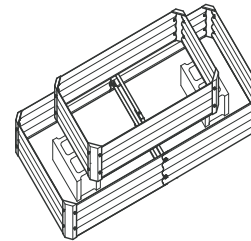
### H041 + L023

A 22" x 22" Alto bed inside of a 40" x 40" Bajo bed



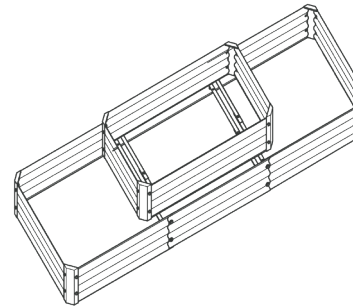
### L022/ L023 + L024

A 22" x 40" bed on top of a 40" x 40" bed with one extension set (additional support needed for top bed)



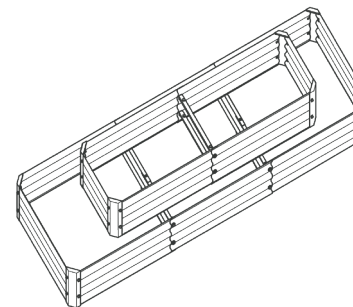
### L022/ L023 + L024 + L024

A 22" x 40" bed on top of a 40" x 40" bed with two extension sets



### L022+ L024/ L023 + L024 + L024

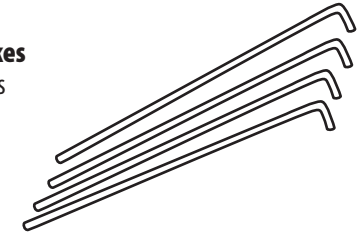
A 22" x 40" bed with one extension set on top of a 40" x 40" bed with two extension sets



## Accessories

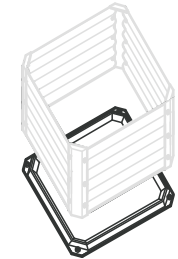
- Galvanized stakes for securing beds during installation 4 stakes can be used to secure one or two beds
- Plastic garden bed liner for use on on patios or decks

**Galvanized Stakes**  
4 Pack of 14" stakes  
MGB-A001

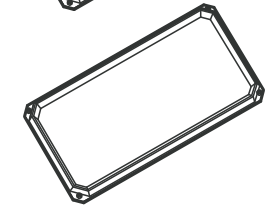


**COMING SOON!**  
**Plastic Liners**  
For use on Patios, roofs or decks

**22' x 22" Bed Liner**  
MGB-BL01



**22' x 40" Bed Liner**  
MGB-BL02



## EarthMark Raised Metal Garden Beds

For more information please contact:

Edwin Beck  
President

Earthmark, LLC  
P.O. Box 1233,  
Delaware, OH 43015  
Tel. 614.282.0686

[info@earthmark.co](mailto:info@earthmark.co)  
[www.earthmark.co](http://www.earthmark.co)

